

Part Number Code and Specifications

TOLERANCES

MACHINING TOLERANCES

Decimals $\pm .005$ $H = \pm 1/32$ Angles $\pm 1^\circ$
 $L = \pm 1/64$

FABRICATING TOLERANCES – "H" & "L" dimensions
 $+3/64$ Angles $\pm 3^\circ$
 $-1/32$

The dimensions as listed in this manual are functional. Amatom's hardware is inspected Per Mil-STD-105 during production and rechecked before shipment. Amatom reserves the right to make adjustments in dimensions and specifications at any time without notice. Customer's inspection should be determined primarily on functionality.

Chart A

Material	Code Letter	Material Specifications
Brass	B	Alloy 353 ASTM B16
Aluminum	A	¹ QQ-A-225/3 (2011-T3) QQ-A-200/8 QQ-A-225/6 (2024-T4) ² QQ-A-225/8 (6061-T6) QQ-A-200/9 (6063-T5)-6005-T5
Stainless Steel Non-Magnetic	SS	203 (XM-1) ASTM A582 ² 304 QQ-S-763 comp 304
Steel	S	QQ-S-637

DEPTH OF THREAD

Recommended Blind Hole Thread
Per Handbook H-28 (Part 1)
Screwthread Standards (Federal)

Chart B

Thread Size	Screw Engagement	Thread Size	Screw Engagement
0-80	3/16	12-24	9/16
2-56	3/16	1/4-20	9/16
3-48	1/4	1/4-28	9/16
4-40	1/4	5/16-18	9/16
6-32	3/8	3/8-16	9/16
8-32	7/16	3/8-32	9/16
10-24	9/16	7/16-20	9/16
10-32	9/16	1/2-20	5/8

Notes:

1. Depending upon application.
2. Oval handles

NOTE: For all handles with 10-24 and larger threads and for oval and rectangular handles with 8-32 and larger threads, depth of thread will be 5/16 minimum, when height of leg is 1" and under. Charts will be noted.

THREAD CODE

Per handbook H-28 (Part 1) Screw Thread Standards (Federal)
Thread code is the 4 digit number assigned to the part number to designate the thread size of the part. All threads are Class 2A and 2B (commercial).

Chart C

Thread Size	AMATOM Thread Code	Thread Size	AMATOM Thread Code	Thread Size	AMATOM Thread Code
0-80	0080	5-44	0544	1/4-32	2532
1-64	0164	6-32	0632	5/16-18	3118
1-72	0172	6-40	0640	5/16-24	3124
2-56	0256	8-32	0832	3/8-16	3716
2-64	0264	8-36	0836	3/8-24	3724
3-48	0348	10-24	1024	3/8-32	3732
3-56	0356	10-32	1032	7/16-14	4314
4-40	0440	12-24	1224	7/16-20	4320
4-48	0448	1/4-20	2520	1/2-13	5013
5-40	0540	1/4-28	2528	1/2-20	5020

PERCENTAGE OF THREAD

Chart D





SCREW THREAD SIZE	% OF THREAD ALLOWABLE	
	ROLL OR COLD FORM TAP	CUT TAP
2	55	56
4	55	57
6	55	66
8	55	58
10	55	59
12	55	63
1/4	55	67

Note: Parts will be made by both methods and are interchangeable, unless customer specifically requests otherwise.

Note: For special threads, contact Amatom Sales office for number.

5 Pasco Hill Road • Cromwell, CT 06416-1093
Phone: 860-828-0847 • Call Toll Free: 800-243-6032 • Fax: 860-828-0381
Web Address: <http://www.amatom.com> • E-Mail: sales@amatom.com

PLEASE READ THIS CAREFULLY EXPLANATION OF AMATOM PART NUMBERS

10XXX	—	X	—	XXXX	—	XX
 <p>This number indicates the style, height and mounting centers of the handle – from catalog charts.</p>		 <p>This letter indicates the material from which the part is made. See Chart No. A on page 101.</p>		 <p>This number designates the thread size. See Chart No. C on page 101.</p>		 <p>This number designates the finish of the part. Customer must add this number. See Chart E below.</p>

FINISHES AVAILABLE CHART E

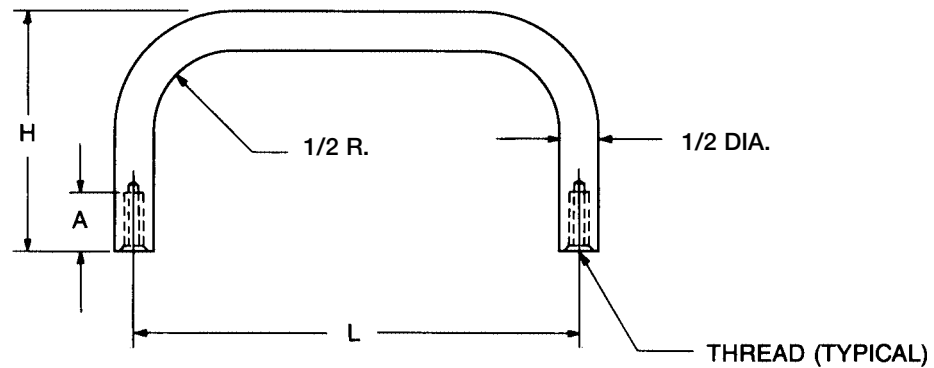
0	No Finish	9	Caustic Etch and Lacquer
1B	Anodize-Mil-A-8625 Type 2 (Sulphuric) Hot Water Seal (Clear)	10	Alodine 1200
1C	Anodize-Mil-A-8625 Type 2 (Sulphuric) Dichromate Seal (Yellow/Green)	16	Iridite-Clear-Mil-C-5541
2	Anodize-Mil-A-8625 Black	17	Iridite-Gold-Mil-C-5541
2A	Brushed Satin Finish	25	Chromium Plate (Bright Finish) QQ-C-320 Class I Type I
2B	Satin Finish Clear Anodized	25A	Chromium Plate (Satin Finish) QQ-C-320 Class I Type II
2C	Satin Finish Black Anodized	35	Anodize Mil-A-8625 Black High Lustre
2E	Brushed Satin Finish Clear Anodized	*36	Electro static applied Black Epoxy Finish
2F	Brushed Satin Finish Black Anodized	38	Black Plastisol (PVC) Coating 70 Shore A exceeds Mil-P-20689A
4	Nickel Plate QQN-290 A Grade G (MS Handles Grade E)	38A	1/16" total added to diameter of material 1/32" per side
4A	Polished and Nickel Plate	38B	1/8" total added to diameter of material 1/16" per side
6A	Brass Ebonal "C" (Black) Mil-F-495E	38C	3/16" total added to diameter of material 3/32" per side
6B	Stainless Steel "Black Oxide" Mil-C-13924		
7	Passivate-QQ-P-35		
8	Caustic Etch		

*Finish 36 can be supplied in colors – special order only.

See page 103 for additional Information.

5 Pasco Hill Road • Cromwell, CT 06416-1093
 Phone: 860-828-0847 • Call Toll Free: 800-243-6032 • Fax: 860-828-0381
 Web Address: <http://www.amatom.com> • E-Mail: sales@amatom.com

1/2" ROUND HANDLES INTERNAL THREADS



Refer to page 102 for Finish Codes.

PART NO.	L ± 1/64	H ± 1/32
10615	4"	2"
10616	6"	
10617	8	
10618	10"	

PART NUMBER ORDERING SYSTEM

XXXXX - X - XXXX - XX

PART NO. THREAD MATERIAL FINISH

THREAD CODE & DEPTH		
THREAD	CODE	A
10-32	1032	7/16-5/8
1/4-20	2520	3/8-5/8
5/16-18	3118	3/8-5/8

MATERIAL	CODE
Aluminum	A
Brass	B
Stainless Steel	SS
Steel	S

NOTE:

Metric size dimensions and threads available.
Please contact Sales Office.

5 Pasco Hill Road • Cromwell, CT 06416-1093
Phone: 860-828-0847 • Call Toll Free: 800-243-6032 • Fax: 860-828-0381
Web Address: <http://www.amatom.com> • E-Mail: sales@amatom.com